



*Monorail tubulaire 50/60 constitué de:*

*Tube diamètre 60.3 mm en acier ép 4 mm*

*Chaise acier soudée au rail ,le tout galvanisé à chaud après fabrication.*

*Aiguillage type rotatif en acier galvanisée (aiguille en fonte shérardisée)*

*Aiguillage pneumatique à débattement horizontal commande manuel ou par automate*



*Tubular monorail 50/60 consisting of:*

*Tube diameter 60.3 mm in steel thickness 4 mm*

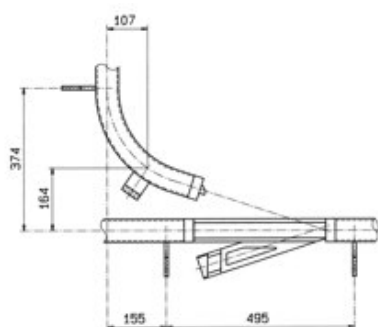
*Steel support welded to the rail, all hot-dip galvanized after manufacture.*

*Manual rotary switch in galvanized steel*

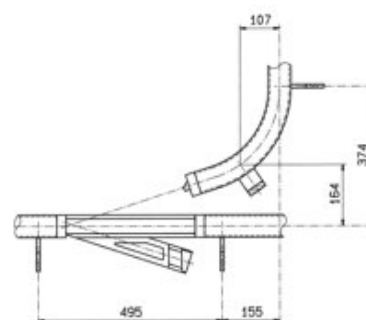
*Pneumatic switch with horizontal movement, manual or automatic control*

**AIGUILLAGES ROTATIFS ET PNEUMATIQUES**

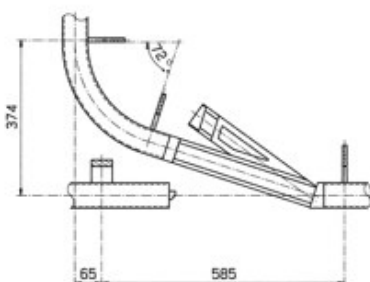
**ROTATING AND PNEUMATIC SWITCHES**



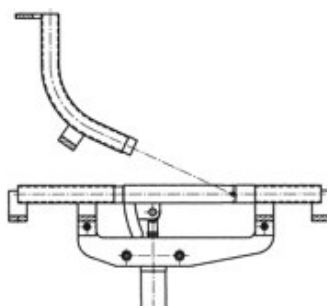
**INTERIEUR DROIT**  
**REF. ARO 160**



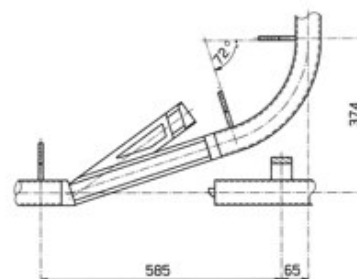
**INTERIEUR GAUCHE**  
**REF. ARO 170**



**EXTERIEUR DROIT**  
**REF. ARO 140**



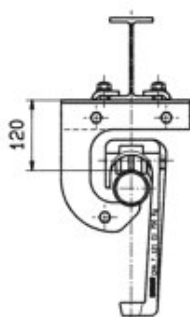
**AIGUILLAGE**  
**PNEUMATIQUE**



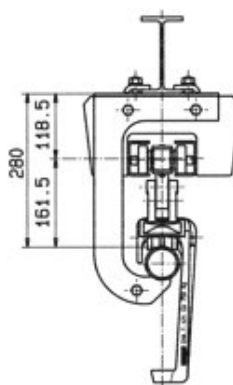
**EXTERIEUR GAUCHE**  
**REF. ARO 150**

**CHAISES DE SUSPENSION**

**HANGING BRACKETS**



**POUR RESEAU MANUEL**  
**FOR NON MECHANISED RAIL**  
**REF. CES.T-090**



**POUR RESEAU CONVOYE**  
**FOR MECHANISED RAIL**  
**REF. CES.T-100**